

**Y12 A level Fine Art
Bridging Work
Visual Art Journal**

**Create a visual art journal which reflects aspects of your own life and personality.
Use a combination of drawings, collage and text/words to illustrate the suggested themes.**

You can draw from direct observation, use your own photos, or find images on the internet as inspiration.

You can collage things into your journal. For example, receipts tickets, wrappers, scrap paper, envelopes, postcards, flyers and newspapers.


Look at the following slides for examples of artists who also create visual art journals



Jose Naranja



Frida Kahlo






**Buy an A5 sketchbook, or make you own by
folding several sheets of A4 paper in half**

**Select one or two of the following themes and
create a double page on each**

Looking forward to seeing what you can do.

Have a good summer!

Inside



Outside



Travel and Places




Food



Doors






Windows



Trees





Water




Possessions



Childhood Memories



Animals



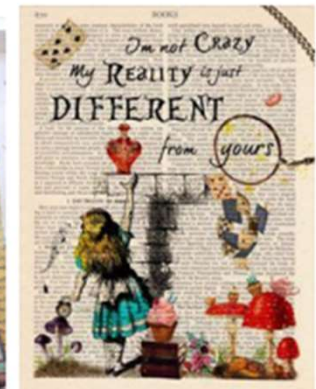
Family



Favourite Film



Favourite Book




Feelings and Emotions



The News



Conflict



Clothes



Possessions



Childhood Memories

